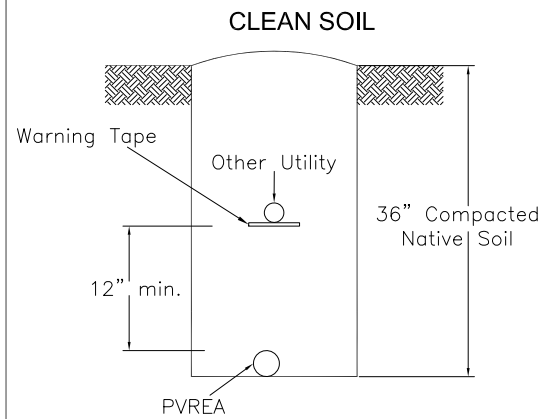


TRENCH SPECIFICATION - SECONDARY ONLY UR2A-2

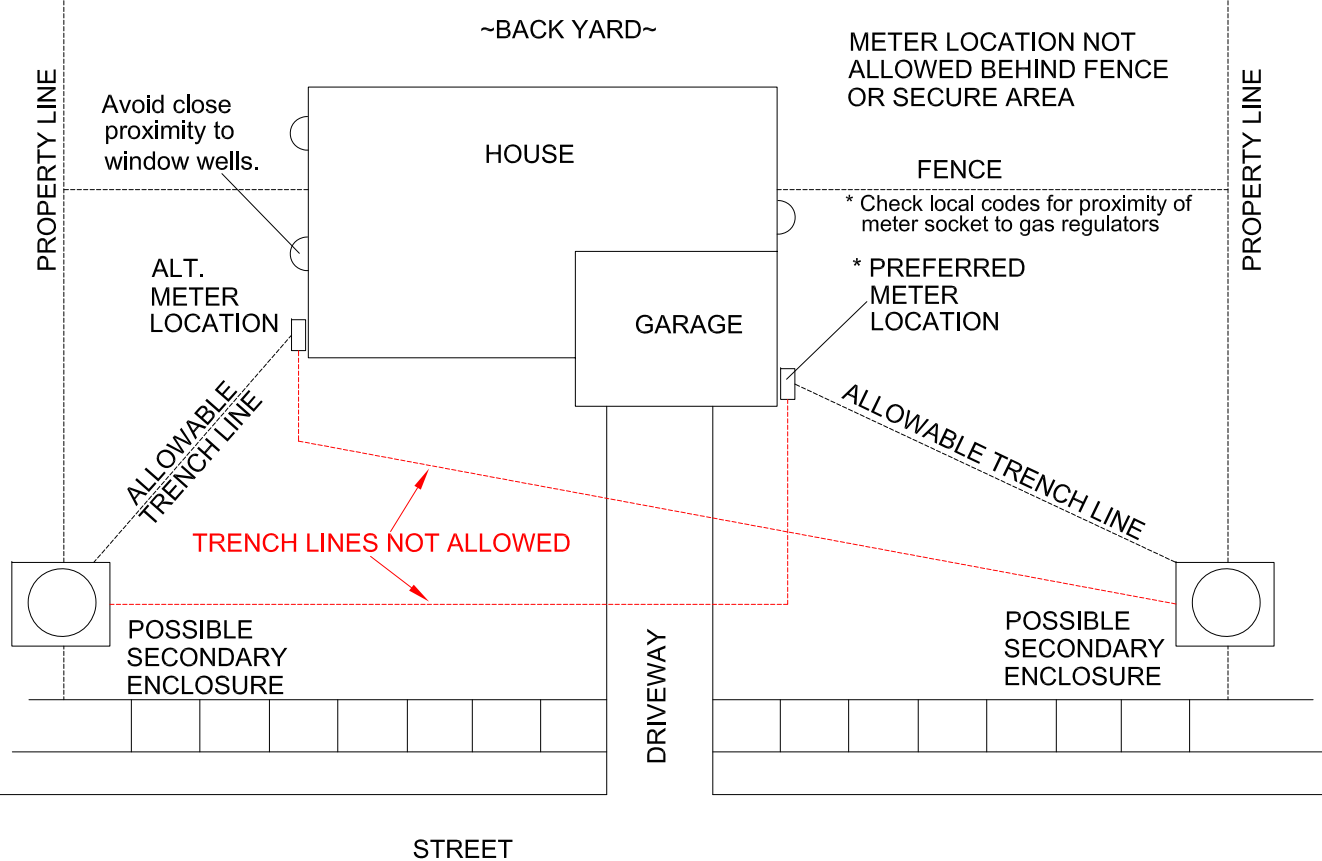


TRENCHING SPECIFICATION NOTES:

1. DEPTHS SPECIFIED ARE TO FINISHED GRADE.
2. BACKFILL MUST BE FREE OF ROCKS AND DEBRIS.
3. SAND BEDDING MAY BE REQUIRED AND WILL BE SPECIFIED BY ENGINEERING DEPARTMENT.
4. BACKFILLING IS A PART OF ALL TRENCHING UNITS INCLUDING JOINT-USE TRENCHES.
5. WARNING TAPE IS A PART OF ALL TRENCHING UNITS INCLUDING JOINT-USE TRENCHES.
6. COMPACTION 80%

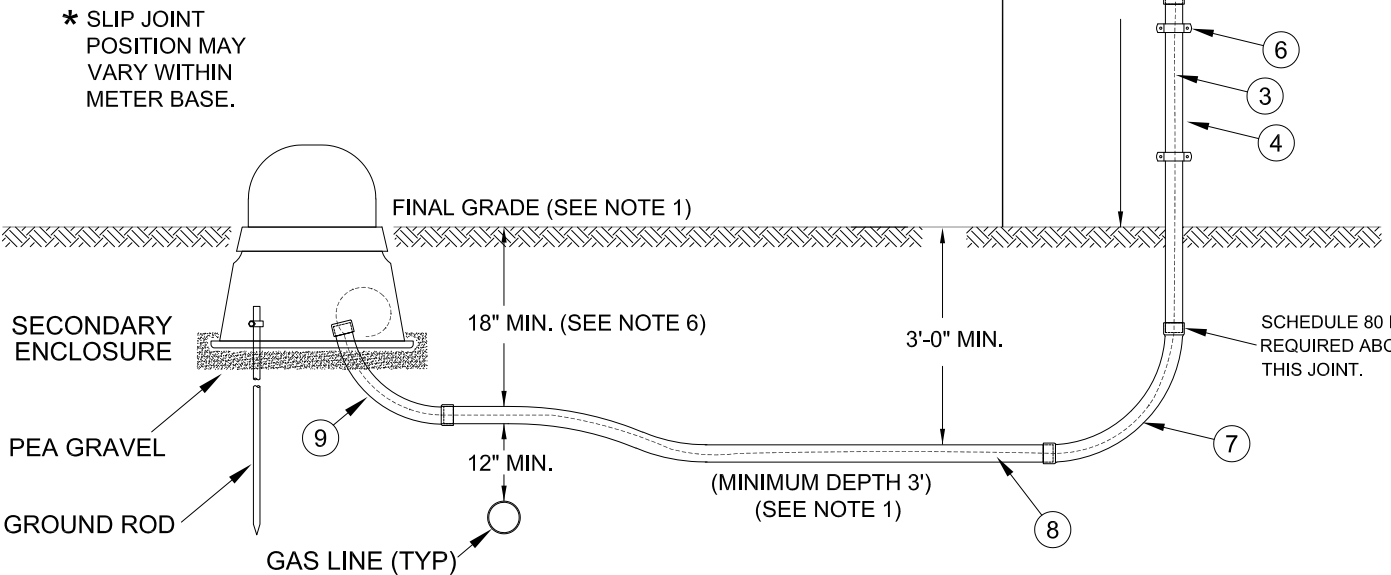
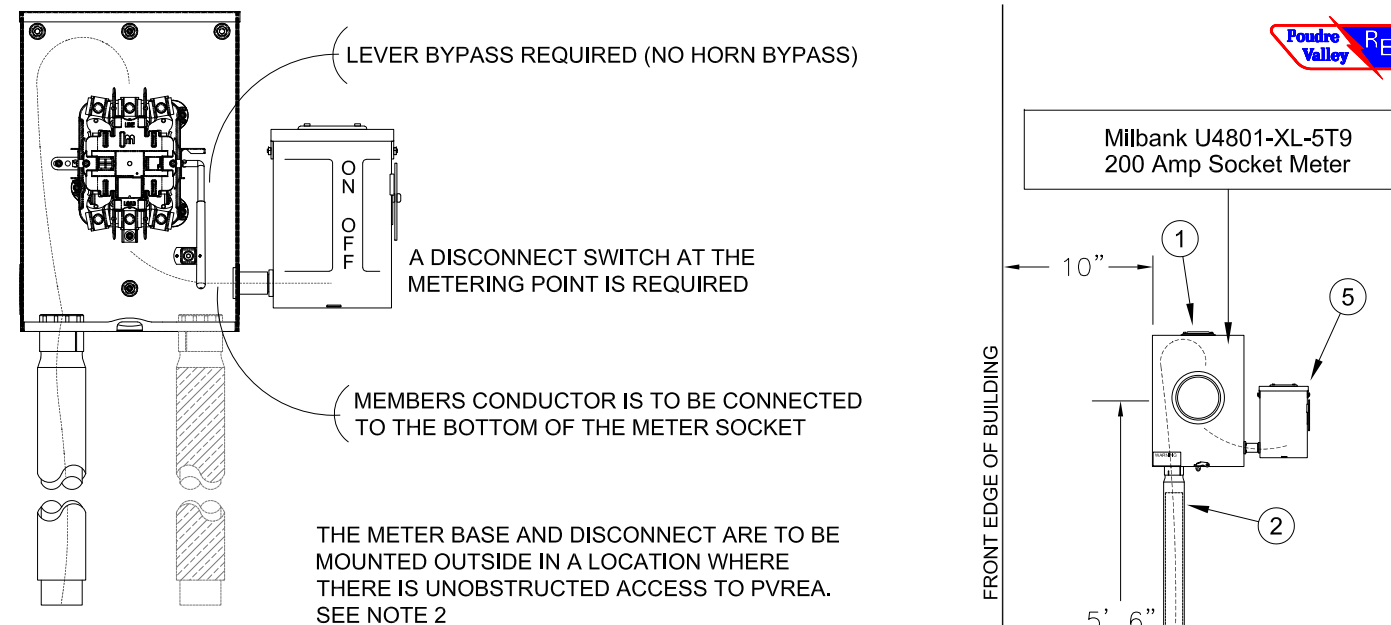
TRENCH ROUTE OPTIONS & INSTALLATION NOTES

*Not all possible configurations shown. Call PVREA with questions.



NOTES:

- 1) IF GRADE CHANGES OCCUR AFTER INSTALLATION OF PVREA FACILITIES, THE BUILDER OR OWNER WILL BE RESPONSIBLE FOR INSURING THAT THE FACILITIES ARE RETURNED TO PROPER DEPTH SPECIFICATIONS.
- 2) METER SOCKETS SHALL BE READILY ACCESSIBLE. METER SOCKETS SHALL NOT BE INSTALLED BEHIND FENCES OR ON THE BACK OF THE HOUSE OR IN SECURED AREAS. METER SOCKETS MAY BE INSTALLED ON THE SIDE WALLS OF HOUSE OR GARAGE, BUT NOT BEYOND FENCES OR OTHER SECURED AREAS.
- 3) PVREA WILL SET A METER AFTER THE STATE INSPECTOR HAS APPROVED INSTALLATION.
- 4) NO TRENCH SHALL CROSS THE LOCATION OF A PROPOSED DRIVEWAY OR SIMILAR AREAS WHERE TRENCH SETTLEMENT MAY HAVE AN ADVERSE EFFECT OR CAUSE SIGNIFICANT DAMAGE OR FAILURE TO THE CONSUMER'S PROPERTY.
- 5) FOR ANSWERS TO ADDITIONAL QUESTIONS CALL PVREA AT (970) 226-1234 OR (800) 432-1012.
- 6) IF MINIMUM DEPTH AND SEPARATION AT GAS CROSSING IS NOT POSSIBLE, CONDUIT SHALL BE INSTALLED UNDER THE GAS LINE WITH A MINIMUM OF 12" SEPARATION.



FURNISHED & INSTALLED MATERIALS

BUILDER FURNISHED AND INSTALLED EQUIPMENT
1. 200A METER BASE - Milbank U4801-XL-5T9
5. DISCONNECT SWITCH
PVREA INSTALLED EQUIPMENT (VIA CONTRACTOR)
2. SLIP JOINT WITH BUSHING LOCKNUTS
3. SERVICE CONDUCTOR 4/0 TPX
4. 2" CONDUIT-PVC-SCHEDULE 80
6. STRAPS AND SCREWS AS REQUIRED
7. 36" LONG, 18" RADIUS PVC SWEEP AS REQUIRED
8. 2" CONDUIT-PVC-SCHEDULE 40 OR SCHEDULE 80
9. SWEEP INTO ENCLOSURE AS REQ'D.
10. EACH END OF WIRE MARKED FOR IDENTIFICATION

* PRINT THIS DOCUMENT ON 11X17 PAPER

200 AMP METER SERVICE
SPECIFICATION SHEET
HOUSE MOUNT TYPE