




2 0 2 5
COOPERATIVE
I M P A C T
R E P O R T



Your Touchstone Energy® Cooperative 



THE CO-OP
YOU CAN
COUNT ON



Our Mission

We are committed to providing safe, reliable, efficient energy solutions with exceptional service to our members.

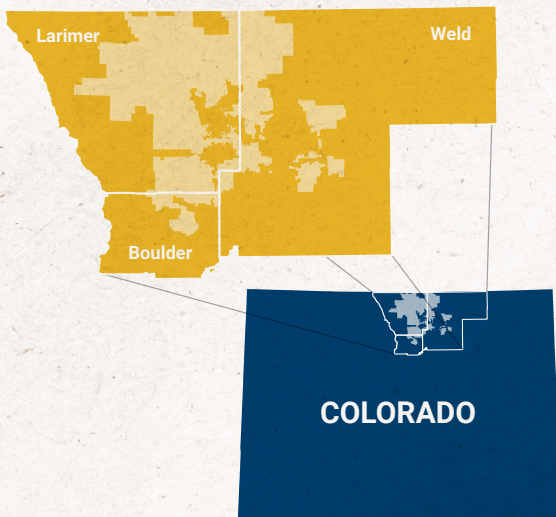


Who We Serve

We cover 2,000 square miles of service territory in Larimer, Weld, and Boulder counties with over 4,000 miles of overhead, underground, and transmission power lines.

We are your local member-owned, not-for-profit electric cooperative who is committed to providing safe, reliable, affordable, and locally sourced energy to more than 58,000 homes and businesses in Northern Colorado.

Where We Serve



How We Serve

7 Cooperative Principles

1. Voluntary & Open Membership
2. Democratic Member Control
3. Members' Economic Participation
4. Autonomy & Independence
5. Education, Training & Information
6. Cooperation Among Cooperatives
7. Concern for Community

Board of Directors

Chair: Peter Hyland, Weld County

Vice Chair: Bryan Ehrlich, Larimer County

Secretary: Thaine Michie, Larimer County

Director: Steven Anderson, Larimer County

Director: Sheryl Dryer Henderson, Larimer County

Director: Rick Johnson, Larimer County

Director: Jan Peterson, Larimer County

Director: Jack Schneider, Weld County

Director: Ron Sutherland, Boulder County



Proudly Ranked #1 for Lowest Rate in Colorado

Poudre Valley REA has proven to deliver the lowest electric rates in Colorado, nationally ranked reliability, highly regarded member communications, and top-tier satisfaction reported by the members we serve.

LOWEST RATE IN THE STATE

The Co-op You Can Count On

As a cooperative, every decision begins and ends with our member-owners.

Our cooperative model keeps us grounded in the needs of those we serve and accountable to them.

At Poudre Valley REA, being the co-op you can count on means delivering on our promises so our member-owners can trust in us today, tomorrow, and every day ahead.




ROOTED IN VALUE

Proudly ranked #1 for lowest rates in Colorado while adding value and reinvesting in our communities.



STEADY THROUGH EVERY SEASON

Ranked among our nation's best for keeping the lights on and restoring service quickly and safely.



BRANCHING OUT TO SERVE

We're committed to meet and exceed your evolving energy needs.



GROUNDING IN COMMUNITY

Your locally governed, member-owned cooperative is well positioned to serve the needs of our communities.



STRONGER SIDE BY SIDE

Your co-op was built by and for the members we serve.

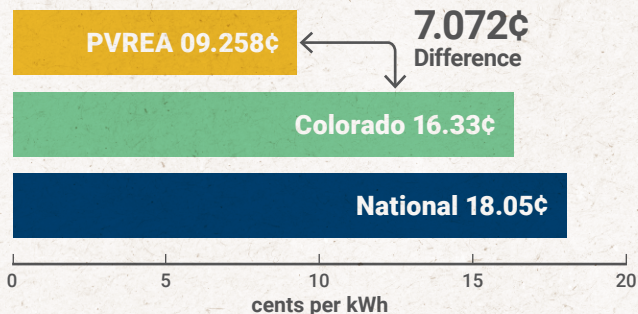


REACHING TOWARD TOMORROW

We are committed to be the co-op you can count on today, tomorrow, and every day ahead.



Average Price per kWh: Residential

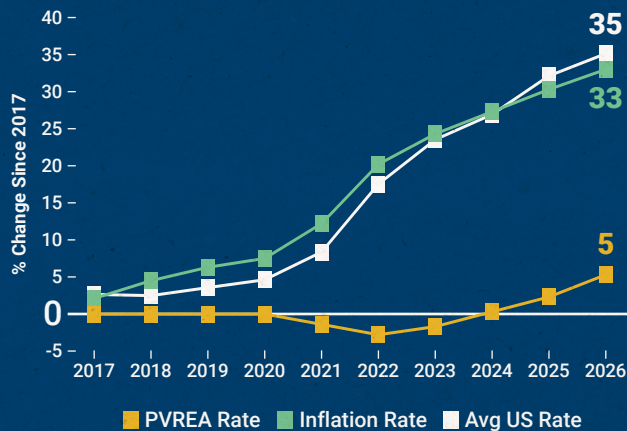


PVREA members save, on average, over \$300 annually compared to the state average!

PVREA Rates: Lasting Value

Between 2017 and 2026, the price you pay for electricity has only increased by about 5%.

That level of stability is rare, especially over nearly a decade.



*Inflation Rate: Bureau of Labor Statistics, 2026 data estimated
Avg US Electric Rate: US Energy Information Administration, 2026 data estimated*

Member Credits

\$2 Million Returned to Members

2025 Member Credits


Learn more about Member Credits at www.pvrea.coop/member-credits



Tens of Millions since 1939

Total Returned to Members





Reliability Indexes

Outages happen less often at PVREA

44% fewer outages than the national average.

Power stays on longer at PVREA

Members experience 62% less time without power than the national average.

Power is restored faster at PVREA

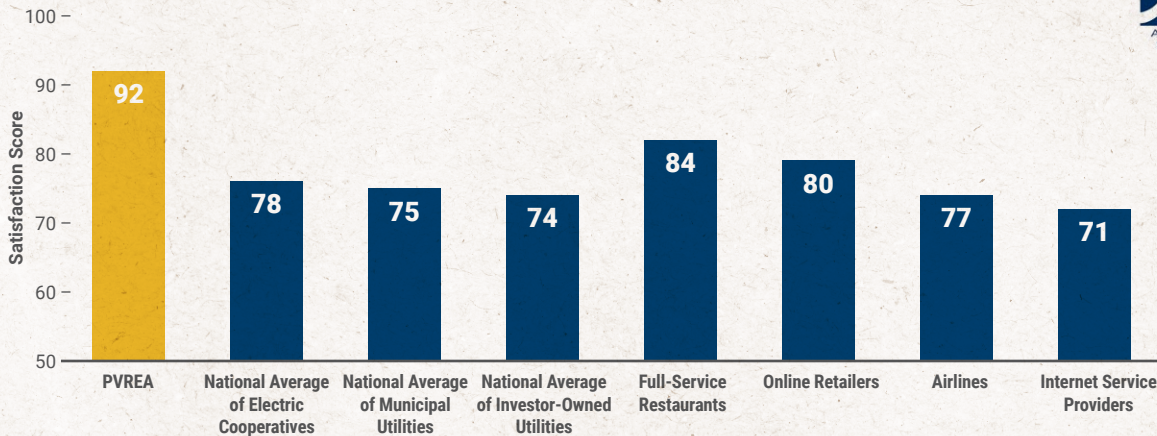
31% quicker restoration time than the national average.

PVREA is ranked nationally in the top quartile for power reliability and response time!



Safety First, Safety Always

Exceptional Member Service



Compared to publicly measured energy utilities in the ACSI® survey of customers rating their own utility. Results based on data provided by PVREA, collected in 2025. ACSI did not regulate the survey administration or sample size. ACSI and its logo are registered trademarks of the American Customer Satisfaction Index, LLC. For more about the ACSI, visit www.theacsi.org.



New Services Welcomed in 2025

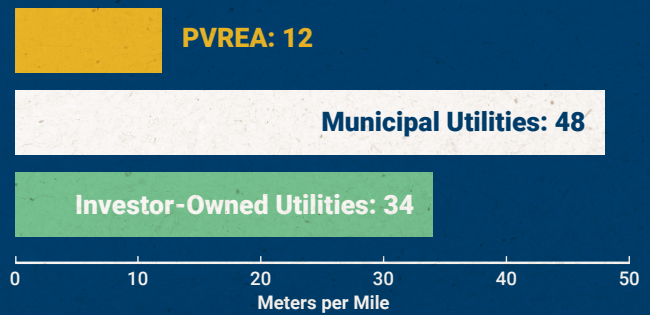
1,459

Total New Services in 2025

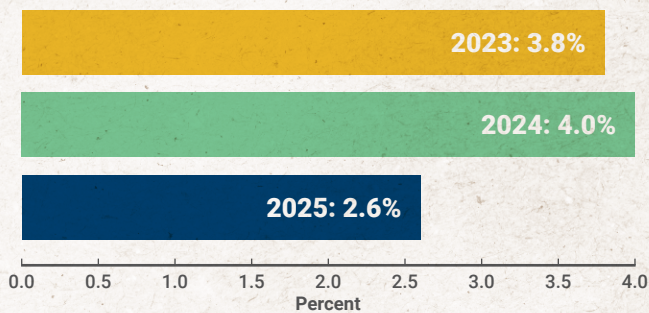
New PVREA members should explore all their cooperative membership benefits at www.pvrea.coop.



Meters Served per Mile of Line



Meter Growth Year-Over-Year





COOPcares

Co-op Cares brings our cooperative purpose to life by investing in people, strengthening connections, and creating opportunities that help our member-owners and communities thrive.

Rooted in local values and power by membership, Co-op Cares reflects our commitment to giving back and empowering the communities we proudly call home.

Community Support Given

\$273,663

Total Support Given in 2025

Nearly 750 hours

Employee Volunteer Hours in 2025



Electrical Safety Demonstrations

29

Demonstrations Given in 2025

Learn how to request a free safety demonstration at www.pvrea.coop



PVREA Employee Ambassadors in 2025

29

PVREA Employee Ambassadors

407

Total Hours Worked

4,962

Total Member Interactions





Rebates: Energy Efficiency & Electrification

\$1,727,108

Total Rebates Given in 2025

1,801

Total # of Rebates Given in 2025



Review all your available rebates at www.pvrea.coop/rebates



Community Events

36

Total Events in 2025



Scholarships Awarded

29

Scholarships Available Each Year

\$53,000

Available Each Year

Over \$500K

Total Assistance Given



Learn more about educational scholarships at www.pvrea.coop/scholarships

EMPOWER GRANT PROGRAM

Educational Grant Funding

\$25,000


Empower Grants Awarded in 2025

Over \$100,000

Total STEAM Funding Given

70

Total Projects Supported



Learn more about Empower Grants at www.pvrea.coop/empower-grants





Electric Cooperative Youth Tour

4

PVREA Students
Attended in 2025

1,800+

Students From
Around the Country



Learn more about this free trip to our Nation's Capital.



Cooperative Youth Leadership Camp

2

PVREA Students
Attended in 2025

70+

Kids from CO,
WY, KS & OK

Learn about this camp for juniors and seniors.



Grassroots Legislative Advocates

1,100+

Total Advocates



Let your voice be heard and enroll in Cooperative Voices at www.pvrea.coop/cooperative-voices





Faces, Places & Voices of Poudre Valley REA

Welcome to Faces, Places & Voices of Poudre Valley REA, a recurring feature that brings you closer to the heart of your cooperative community.

In this series, we'll introduce you to the incredible members who make up PVREA, share the stories of the unique places we call home, and highlight the voices of those shaping our region.

Whether you're a lifelong member or a recent addition to NoCo, these stories are your chance to get to know the people and places that make our co-op and community special.

So, please take a moment each month to connect with your fellow members, learn about the communities we serve, and discover the faces that make Northern Colorado a place to call home.

Who could be the next Faces, Places & Voices?

Do you have a story to tell? Or do you know a PVREA member we should highlight?



Let us know by filling out this survey!



REECE YAHN, MAKENNA KROELLS, TRAYSON GOOD GUN, & AUDRA DIDIER
Washington, D.C. Youth Tour Representatives!



CAROL DOLLARD
Assistant Chief, Rist Canyon
Volunteer Fire Department



JONATHAN HAMPTON
PVREA Journeyman Lineman,
U.S. Army Veteran



The Numbers

System Stats

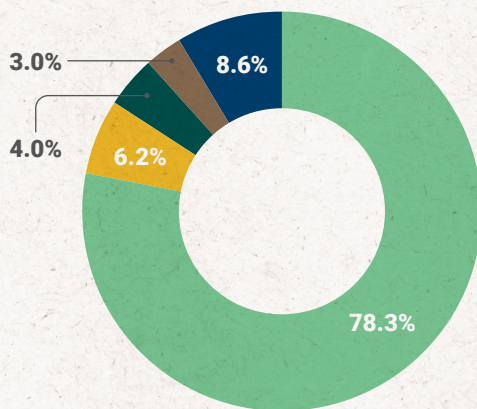
	2025	2024
Total Services in Place	58,389	56,930
Miles of Line	4,668	4,638
Total kWh Purchased	1,724,967,963	1,586,526,643
System Peak Demand (kW)	305,172	289,282
Month of High Peak	July	August
Purchase Power Cost	\$131,647,855	\$117,175,908
Power Cost/kWh	\$0.076	\$0.074
Property Tax	\$1,395,555	\$1,496,963

Balance Sheet

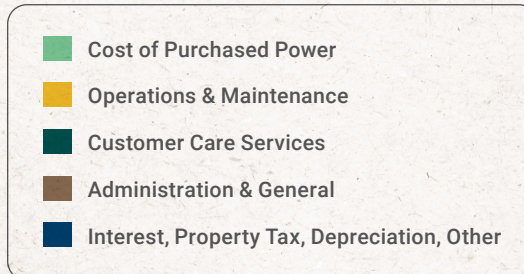
	2025	2024
Assets		
Total Utility Plant	\$316,396,418	\$296,208,080
Less: Accumulated Depreciation	85,932,717	80,103,528
Net Utility Plant	230,463,701	216,104,552
Other Property & Investments	102,389,959	99,629,609
Current / Other Assets	25,389,922	22,063,763
Total Assets	\$358,243,582	\$337,797,924
Liabilities & Capital		
Patronage Capital & Equity	\$148,988,673	\$145,456,238
Long-Term Liabilities	127,889,565	118,372,538
Current / Other Liabilities	81,365,344	73,969,148
Total Liabilities & Capital	\$358,243,582	\$337,797,924

Statement of Operations

	2025	2024
Operating Revenue		
Residential	\$67,071,513	\$64,007,867
Irrigation	1,950,184	2,342,202
Small Commercial	7,759,688	7,539,698
Large Commercial	91,311,244	80,024,060
Public Buildings & Lighting	627,055	639,434
Total Operating Revenue	\$168,719,684	\$154,553,261
Operating Expenses		
Cost of Purchased Power	\$131,647,855	\$117,175,908
Operations & Maintenance	10,371,260	10,646,261
Customer Care Services	6,722,218	6,152,623
Administration & General	4,998,757	4,714,178
Total Operating Expenses	\$153,740,090	\$138,688,970
Depreciation & Amortization	8,653,241	8,435,709
Property Tax	1,395,555	1,496,963
Interest	4,209,689	4,138,492
Other Deductions	154,299	271,775
Total Cost of Electric Service	\$168,152,874	\$153,031,909
Total Operating Margins		
Non-Operating Interest Income	\$210,946	\$275,775
Non-Operating Margins - Other	1,783,981	1,626,293
G&T Capital Credits	3,366,083	6,954,169
Net Margin or Patronage Capital	\$5,927,820	\$10,377,589



2024 & 2025 numbers are fully audited at time of print.



STEADY THROUGH EVERY SEASON



Your Touchstone Energy® Cooperative 

CONTACT

7649 REA Parkway, Fort Collins, CO 80528

1.800.432.1012 | pvrea@pvrea.coop

WWW.PVREA.COOP